

Product Features:

- input voltage range: 176~264Vac;
- Constant power design;
- External NTC;
- Dimming: DALI-2 & VMF, Dim to off;
- NFC programmable;
- Constant Lumen Output (CLO);
- End-of-life warning;
- Suitable for Class I and Class II;
- Auxiliary power supply: 24V/250mA;
- Surge protection: 6KV line-line, 10KV line-earth;
- Multiple protection: SCP, OVP(Output), OTP;
- Meet the zhaga Book 18;
- IP20;
- 7 Years Warranty

Application

- Suitable for LED roadway lighting, plant lighting, industrial lighting, landscape lighting, etc.

DESCRIPTION

U6 series is an ultra-high efficiency DALI programmable IP20 outdoor constant current drive power, input voltage range 176-264 Vac. Designed for European street lamps, compatible Class I & Class II. U6 series has lightning protection, input over-voltage protection, output over-voltage protection, short-circuit protection and over-temperature protection.

MODELS

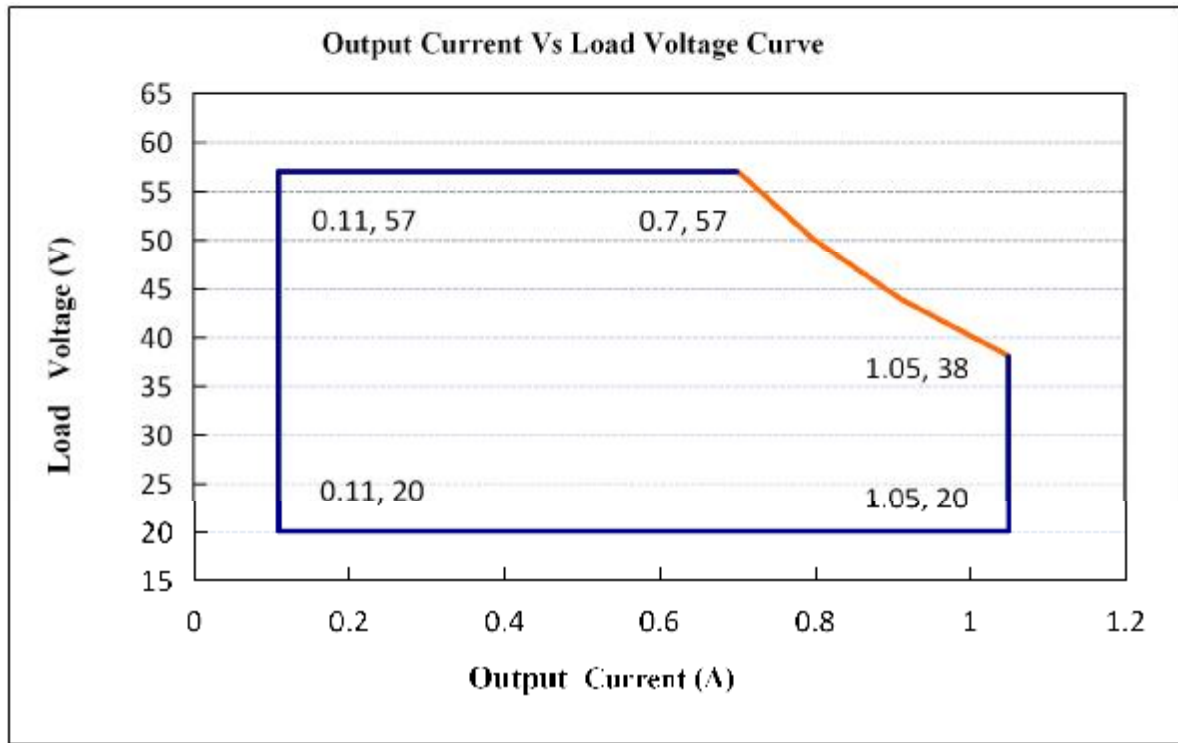
Model Number [1]	Max Output Power (W)	Output Voltage Range (Vdc)	Full Power Output Voltage Range (Vdc)	Full Power Current Adjustable Range (A) [2]	Default Output Current Setting(A)	Typical Efficiency [3]	PF
U6-040D057	40	20-57	38-57	0.7-1.05	0.7	87%	0.97

Notes:

[1]. All performance parameters are at 25 degrees ambient temperature 230 Vac input, full load conditions measured typical values, except specified

[2]. When the power supply reaches the set life(example 70000H), when the power supply is restarted, The output current remains constant 10%Io, Or output flashing warning to indicate that the power supply needs to be replaced.

OPERATING AREA



INPUT SPECIFICATIONS

Parameter	Min.	Typ.	Max.	Notes			
Input Voltage	176Vac	200-240Vac	264Vac				
Input Frequency	47Hz	50/60	63Hz				
Leakage Current	-	-	0.7mA	240Vac/60Hz			
Input AC Current	-	-	0.3A	200-240Vac & full load			
Inrush Current	-	-	75A	230Vac & full load			
Standby Power Consumption			1W	230Vac/50Hz			
Power Factor	0.96	0.97		240Vac, 50-60Hz, & full load			
	0.93	0.95		200-240Vac, 50-60Hz, 60%-100% load			
THD	-	5%	10%	200-240Vac, 50-60Hz, 60%-100% load			
Max. NO. of PSUs on Circuit Breaker	B10	8	B16	13	B25	20	230Vac 100% load
	C10	13	C16	22	C25	34	

OUTPUT SPECIFICATIONS

Parameter	Min.	Typ.	Max.	Notes
Output Current Tolerance	-5%Iset	-	5%Iset	
Output Current Setting Range (A) U6-040D057	10%	-	100%	
Output Current Setting Range with Constant Power U6-040D057	0.7	-	1.05	
Total Output Current Ripple(pk-pk)	-	5%	10%	20MHz BW, full load& LED load, the ripple would be tiny different under different LED load.
Startup Overshoot Current	-	-	10%	200~240Vac &100% Load, load is LED
No Load Output Voltage(V) U6-040D057	-	-	70V	
Line Regulation	-1%	-	1%	25°C±10°C ambient temperature, input voltage changes from 200Vac to264Vac.
Load Regulation	-3%	-	3%	25°C±10°C ambient temperature, Input Voltage 230Vac, load changes from 60% to 100%.
Turn-on Delay Time	-	-	1.5S	230Vac,100% load

GENERAL SPECIFICATIONS

Parameter	Min.	Typ.	Max.	Notes
Efficiency @230Vac U6-040D057 Io=0.7A Io=1.05A	86% 86%	86.5% 86.5%		Measured at full load and 25°C ambient temperature
Dielectric Strength	Input-Output	-	3750Vac	Max 5mA/60S
	Input-PE	-	1600Vac	
	Output-PE	-	1600Vac	
Grounding Resistance	-	-	0.1Ω	25A/60S, under 25°C±10°C ambient temperature
Insulation Resistance	50MΩ	-	-	Input-Output, Input-PE, Output-PE, 500Vdc/60S/25°C /70%RH
MTBF	-	300000Hrs	-	25°C±10°C ambient temperature, 230Vac,80% load (MIL-HDBK-217F)
Lifetime	-	60000Hrs	-	230Vac&100% load,75°C case temperature, refer to lifetime curve for details
Ambient Temperature	-40°C		+50°C	230Vac&100% load
Operating Case Temperature for Safety Tc_s	-40°C	-	+90°C	
Operating Case Temperature for Warranty Tc_s	-40°C	-	+75°C	7 years warranty case temperature Humidity: 10% to 95% RH No

Specification subject to change without notice



U6 Series NFC Programmable Driver

				condensation
Storage Temperature	-40°C	-	+85°C	Humidity: 5% to 85% RH No condensation
Dimensions (L*W*H)mm	123L*79W*31H			
Net Weight	/PCS			
Package	L mm*W mm*H mm; PCS/Ctn			

DIMMING

Parameter		Min.	Typ.	Max.	Notes
DALI 2	DA,DA High Voltage Level	9.5	16	22.5	
	DA,DA Low Voltage Level	-6.5	0	6.5	
Dimming Output Range	U6-040D057	10%Iset	-	100%Iset	I _{max} =1.05A

SAFETY STANDARDS

Safety Category	Country / Territory	Standards	Approved
CCC	China	GB19510.1, GB19510.14	√
CE	Europe	EN61347-1, EN61347-2-13	√
		EN62493	√
ENEC		EN62384	√
CB	CB Countries	IEC61347-1, IEC61347-2-13	√
BIS	India	IS 15885(PART 2/SEC 13)	

EMC COMPLIANCE

EMC Category	Country / Territory	Standards	Approved
CCC	China	GB/T 17743, GB 17625.1	√
CE	Europe	EN 55015	√
		EN 61000-3-2, EN 61000-3-3	√
		EN61000-4-2,3,4,5,6,11	√
		EN 61547	√

Specification subject to change without notice

INSULATION

Insulation	Input/Mains	DALI	LED Output	Case	Auxiliary Power Supply
Input/Mains	/	Double	Double	Basic	Double
DALI	Double	/	Basic	Basic	Basic
LED Output	Double	Basic	/	Basic	Basic
Case	Basic	Basic	Basic	/	Basic
Auxiliary Power Supply	Double	Basic	Basic	Basic	/

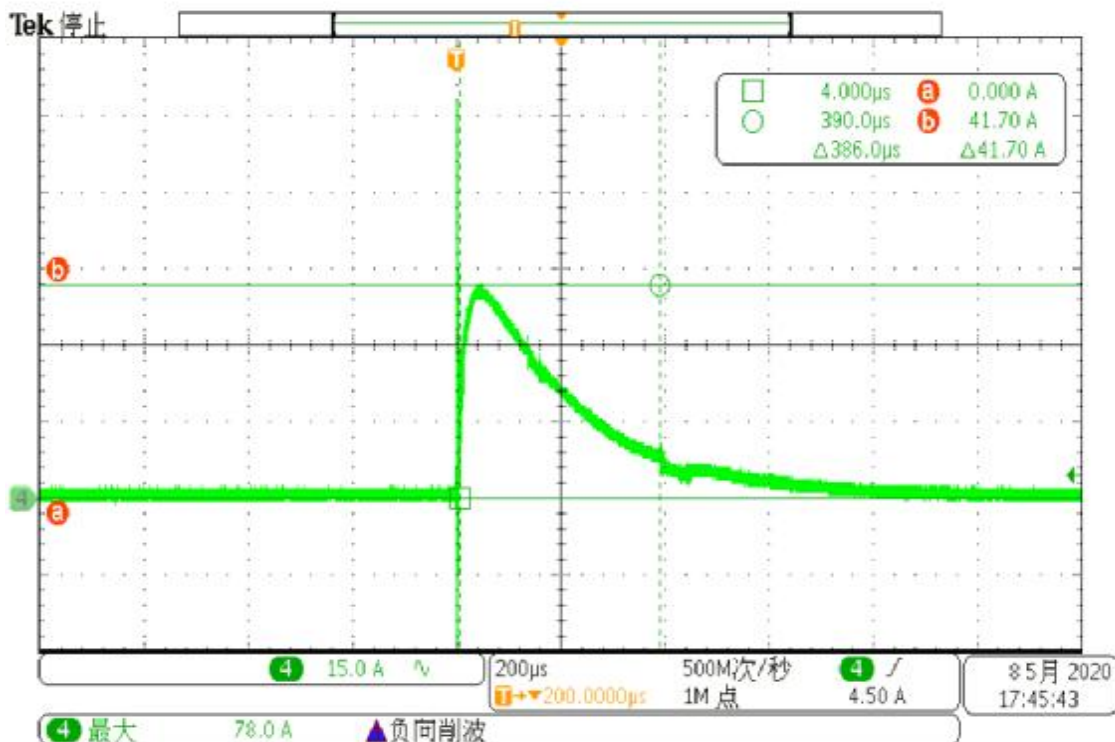
DALI2 Standards

IEC62386-101,102,207

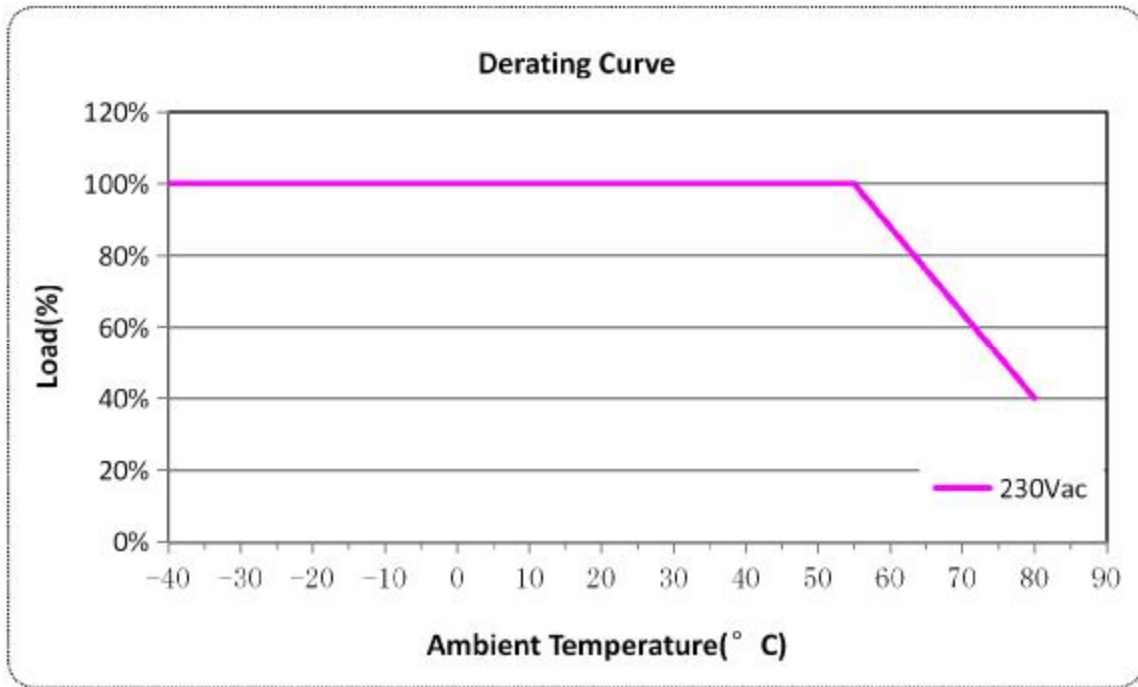
NOTE:

This LED driver meets the EMI specifications above, but as a component of a luminaire, end customer need to identify the EMI performance of a luminaire including LED driver, other devices connected to the driver and on the luminaire itself.

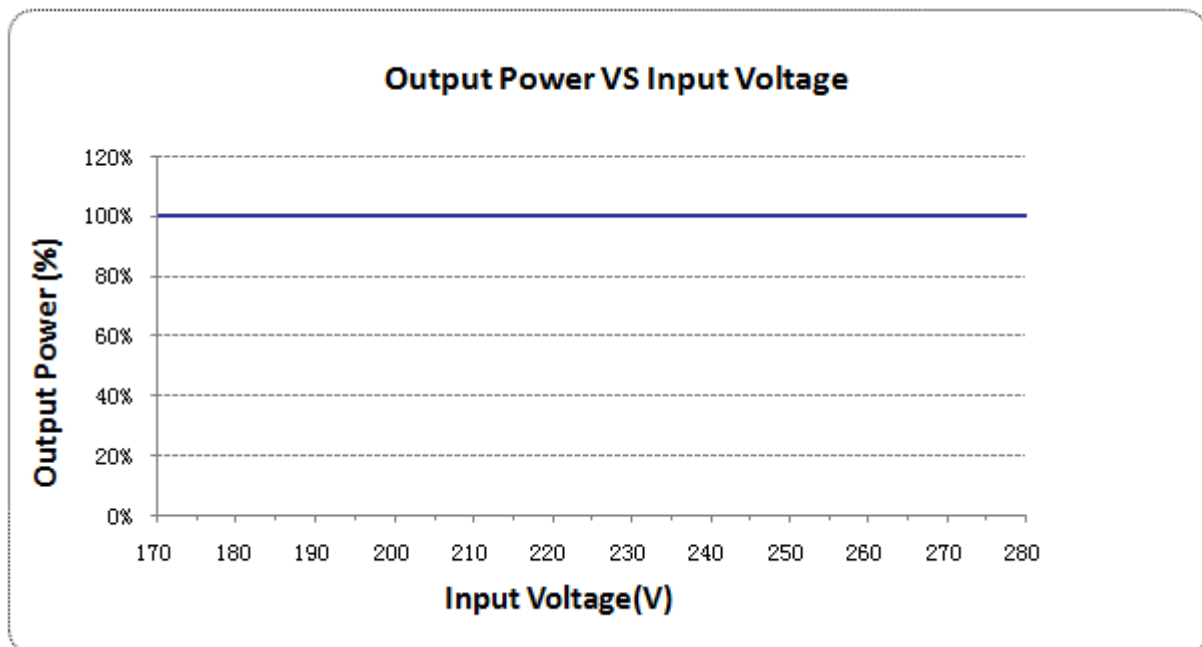
INRUSH CURRENT WAVEFORM



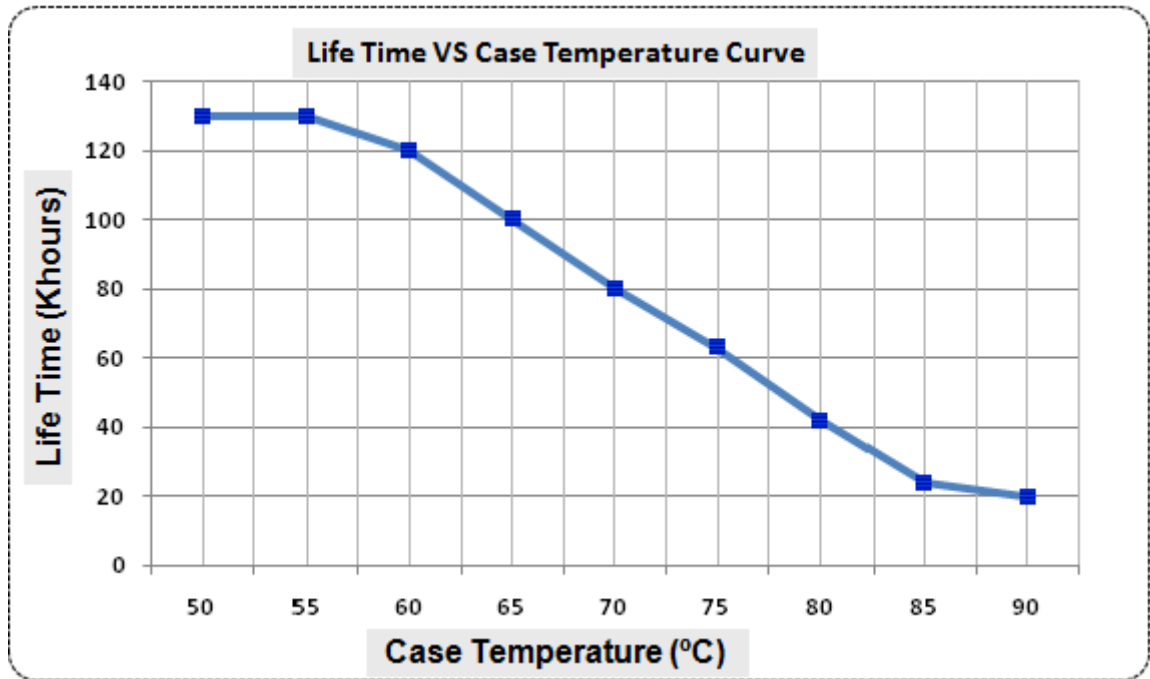
DERATING CURVE



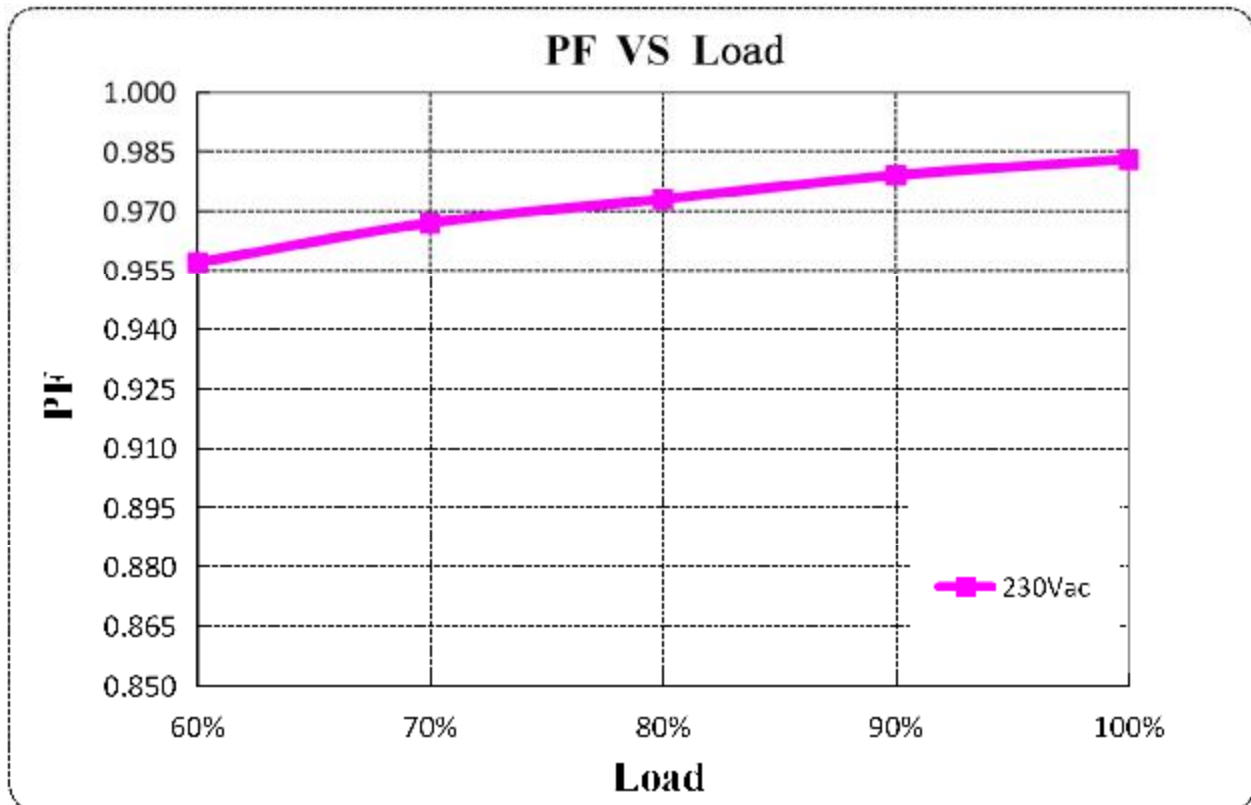
OUTPUT POWER VS INPUT VOLTAGE



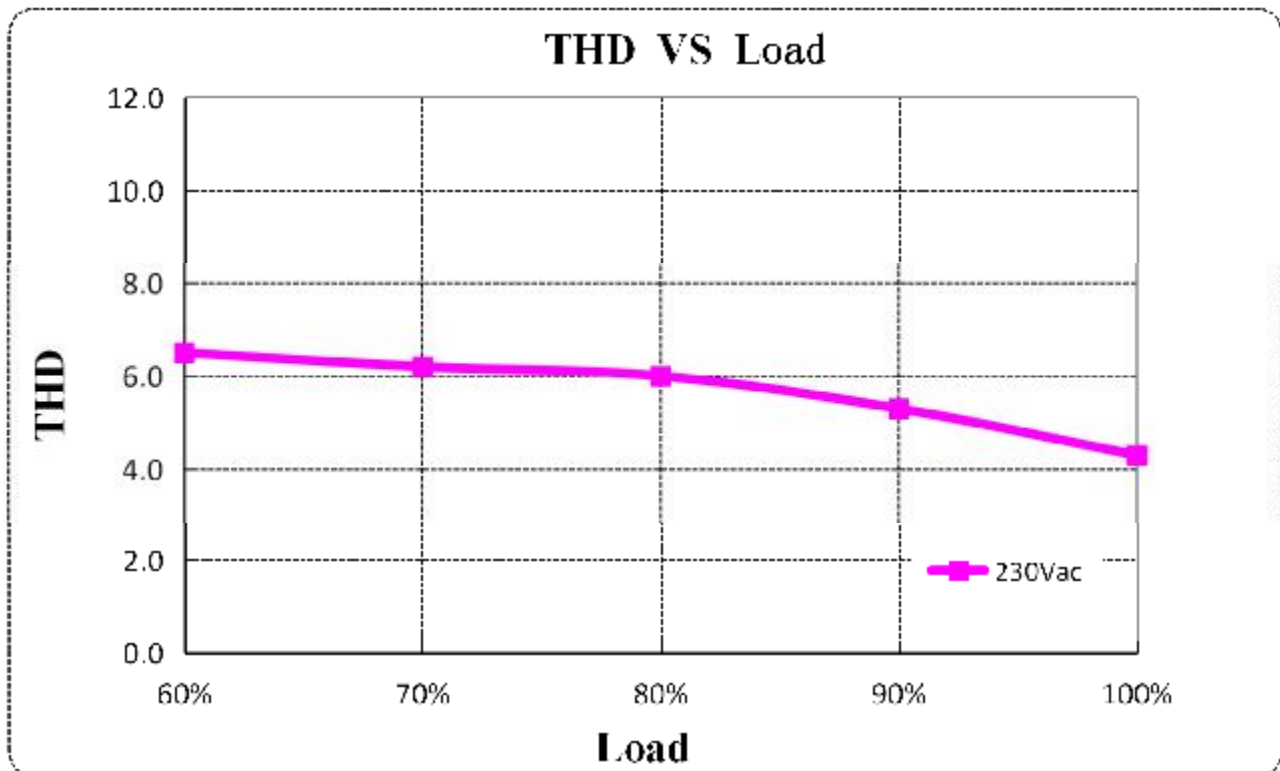
LIFETIME VS CASE TEMPERATURE



POWER FACTOR VS LOAD

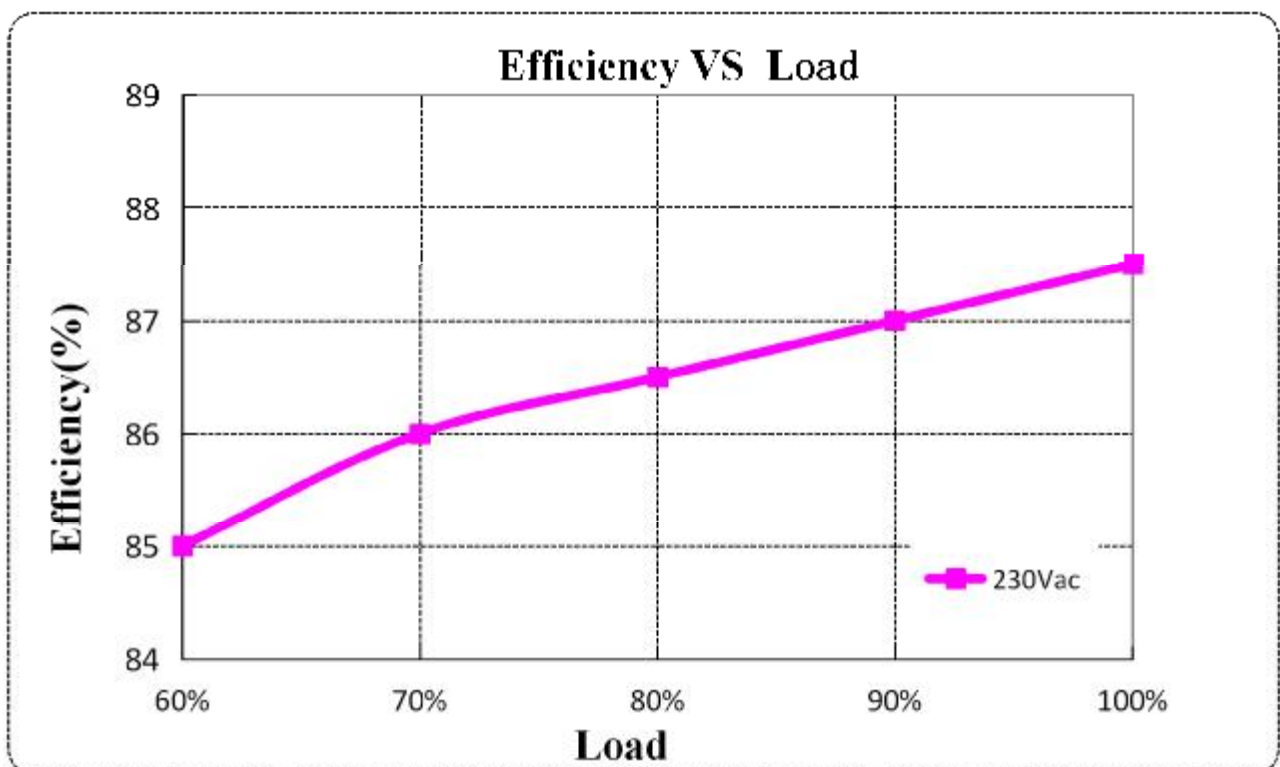


TOTAL HARMONIC DISTORTION



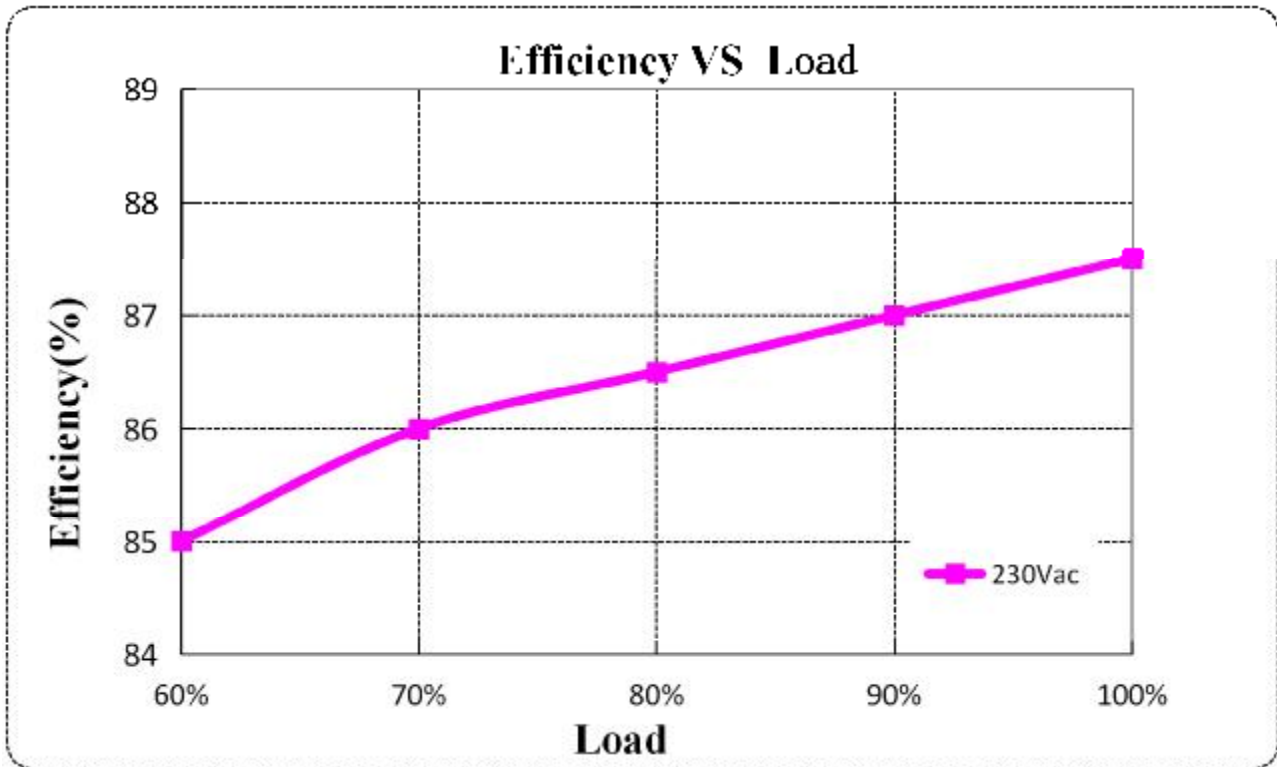
EFFICIENCY VS LOAD

$I_o=0.7A$



Specification subject to change without notice

Io=1.05A

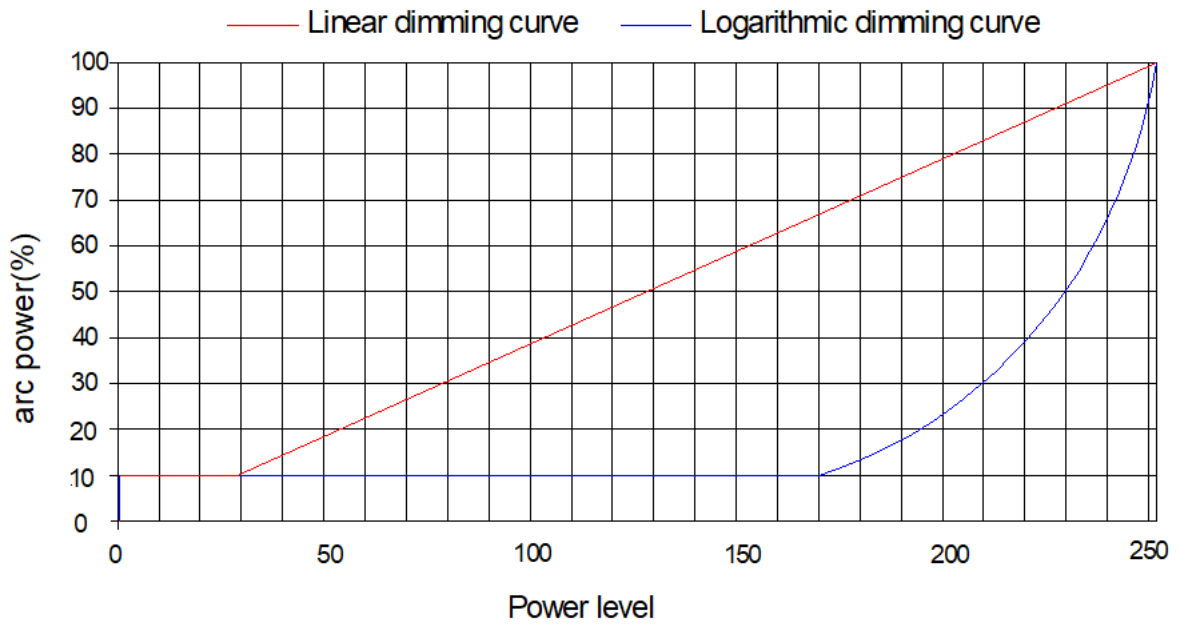


PROTECTIONS

Parameter		Min.	Typ.	Max.	Notes
External NTC	R1	-	7.81kOhm (For reference, subject to actual)	-	When the R-NTC is reduced to R1, the external thermal protection is triggered and the output current gradually decreases
	R2	-	4.16kOhm (For reference, subject to actual)	-	When the R-NTC is reduced to R2, the output current is reduced to the programmed protection current value
	Protection Circuit	10%loset	60%loset	100%lo set	10%loset > Iomin (Default setting 60%)
Iomin		60%loset	100%lo set	10%loset ≤ Iomin (Default setting 60%)	
Input Over Voltage Protection		When the input exceeds the rated defined voltage range and enters the protection state, the failure relief will automatically recover.			
Over Temperature Protection		Decreases output current, returning to normal after over temperature is removed.			
Short Circuit Protection		Constant current mode and auto recovery. No damage will occur when any output is short circuited. The output shall return to normal when the fault condition is removed.			
Over Voltage Protection		Run into protection model when output voltage exceeds limit, and return to normal when the fault			

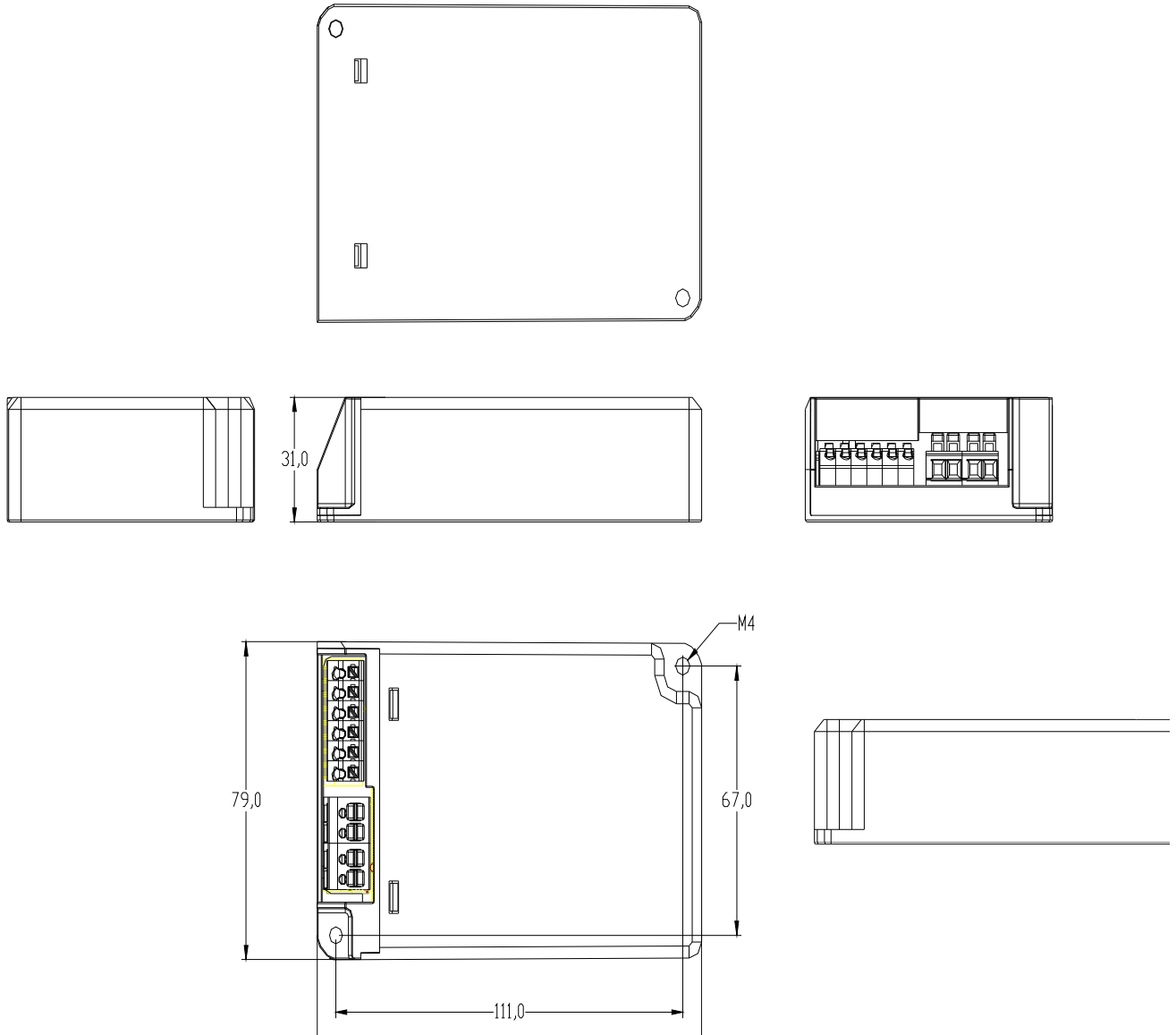
Specification subject to change without notice

DALI2 DIMMING CURVE



Note: Factory Default Output Logarithmic Curve

MECHANICAL OUTLINE



REVISION HISTORY

Version	Description of Change		Changed Date	Notes
	Before	Now		
A.1		Datasheets Release	2020-06-29	

Specification subject to change without notice

Specification for Approval

Product Name: 40W NFC Programmable Driver
Product Model: U6-040D057
Rev.
Sample Date:

CUSTOMER AUTHORIZED SIGNATURE		
Tested By	Checked By	Approved By
(Company seal)Return one copy to MOSO with approved signature and company seal.		

XiLi Songbai Road 1061, Nanshan
Address: District, Shenzhen City, Guangdong Post Code: 518108
Province, P.R.China
TEL: 0755-27657000 FAX: 0755-27657908
E-mail: info@mosopower.com Web site: <http://www.mosopower.com>

Prepared By	Checked By	Approved By

Product Specification

Product Name: 40W NFC Programmable Driver

Product Model: U6-040D057

Rev.

XiLi Songbai Road 1061, Nanshan
Address: District, Shenzhen City, Guangdong
Province, P.R.China

Post Code: 518108

TEL: 0755-27657000

FAX: 0755-27657908

E-mail: info@mosopower.com

Web site: <http://www.mosopower.com>

Prepared By	Checked By	Approved By