

REV.: V1.A

EN050-2236-00 25A 5pin Series Female Cable End -small

body Connector

Ordering No.	Cable Seal Dia.(mm)
910000402	13mm
910005601	17mm





Mating to 25A series 5pin male cable end (EN050-1236-00)or 5pin bulkhead male connector(EN050-1136-00).

Ordering Information

Ordering No.	Cable Seal Dia.(mm)
910000402	13mm
HS CODE	8536300000
Standard Packing Quantity / Carton	200PCS/Carton
Gross Weight / PCS	68g/PCS

Certifications

	EN62444&EN61535
	UL6703

Environmental Statement

RoHS	Product conforms to EU RoHS directive 2011/65/EU appendix II revision directive(EU) 2015/863 limiting value's requirement
Reach	Product conforms to the EU regulations requirements of No. 1907/2006 REACH

Electrical Performance

Rated Voltage	500V AC
Rated Impulse Voltage	4000V
Rated Current	25A
Contact Resistance	≤10mΩ
Insulation Resistance	≥1000MΩ

Mechanical Capacity

Cable Retention	OD:5.5~9.0,F≥80N; OD:9~12,F≥100N; OD:12~12.5,F≥120N;
Connector insertion force / Pullout force	≤80N
Connector Insert and pullout frequency	500
Cable Cross Section	2.5~4mm ²

Operational Environment

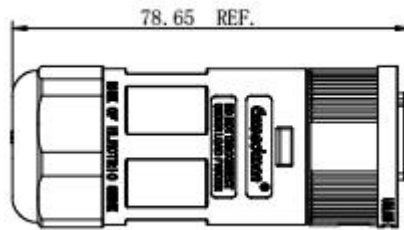
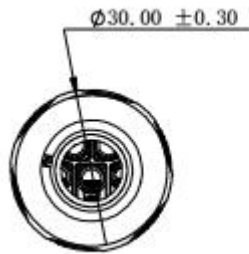
Protection Degree	IP68 1m-1H
Ambient Temperature	-40°C~+85°C
Glowing wire (insulator)	960°C
Flammability class (Insulator)	UL94 V-0

Material





Plastic	PC+PBT
Conductor	Copper Alloy with Ni Plating
Sealing element	Silicone
Connecting Screw	Iron Alloy Ni Plating

More detailed info. Please refer to test report.

Dimension Drawing

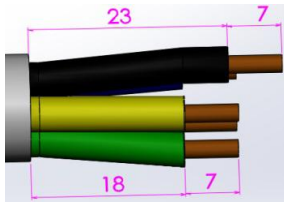


Installation Tools

Torque Spanner	
Torque Screwdriver	
Straight Screwdriver	
Wire Stripper	

Exceedconn connector defined the recommended torque on the thread connecting parts. In order to get reliable screw-threaded installation effect, we recommend torque spanner and torque screwdriver.

1、Wire Stripping



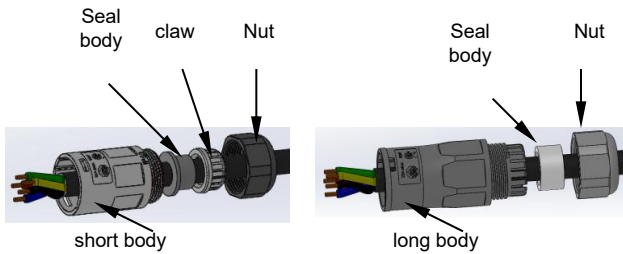
Only apply to multistrand copper wire, length of the earth wire should be 5 mm longer than the live wire and zero wire
 Wire gauge 0.75~6.0mm²/18~10AWG;
 Cable OD : 8~18mm
 Tools :
 Wire stripper
 cross screwdriver No.1
 solid wrench or monkey wrench

**Installation instructions
 for 25A 5 core connectors**

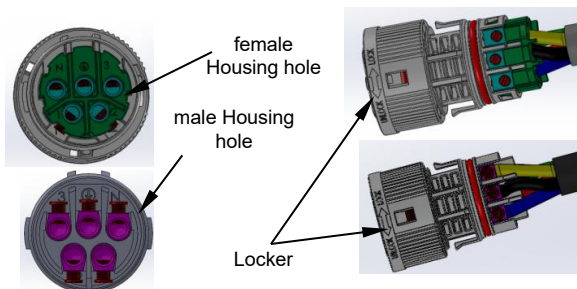
Applicable P/N:
 EN050-2236-00; EN050-1136-00;
 EN050-2136-00; EN050-2236-10;
 EN050-1236-00; EN050-1236-10;
 EN050-1236-01; EN050-1236-11;

2、installation of cable end connector

a、Set the parts on the cable;



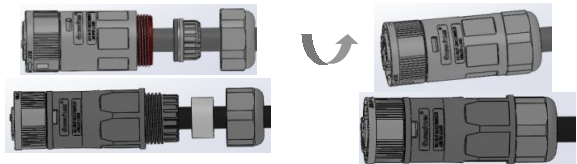
b、Crimp wires screw twisting torque 0.8+/-0.1N·m



c、Push Housing into Body

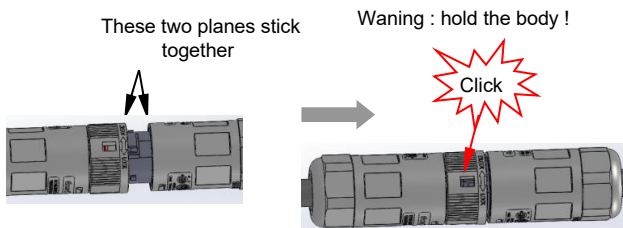


d、Insert Seal and Clamp Finger into short body (Seal into long body) ,then tighten the nut ,torque 4+/-0.5N·m)



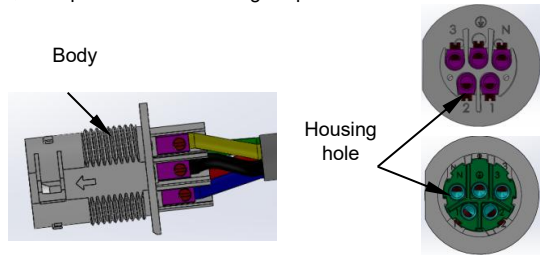
e、Installation of cable end male connector is the same as female connector

f、Mating male and female connector : Push the plug into the socket completely, then rotate the locker according to the direction instructed by the marks on the locker

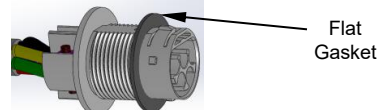


3、Installation of bulkhead connector

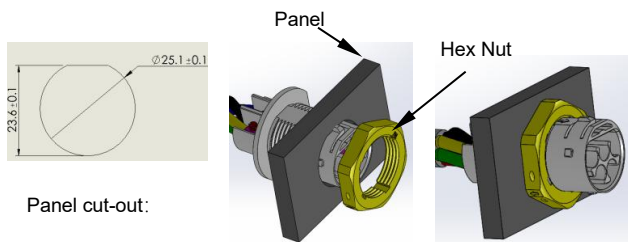
a、Crimp wires screw twisting torque 0.8+/-0.1N·m



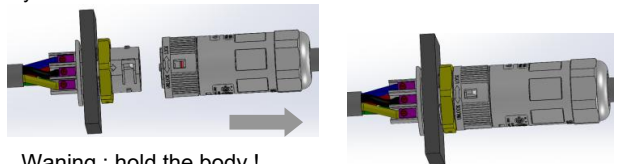
b、Slide flat gasket onto Panel Body



c、Insert Socket Body into the hole in the panel, and then tighten the Hex Nut , torque 2.0+/-0.5N·m

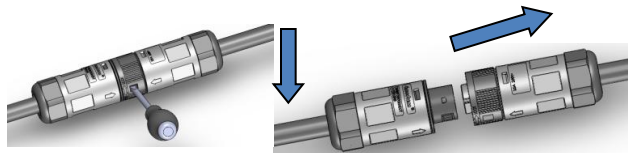


d、Mating plug and socket: Push the locker onto the socket housing completely, then rotate the locker according to the direction instructed by the marks on the locker

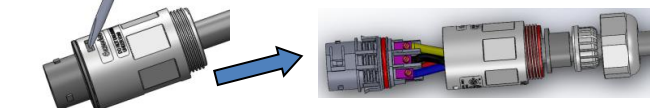


4、Disassembly Connector

a、Separate the male and female connector, rotate the locker according to the direction instructed by the marks on the locker

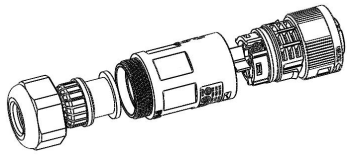



b、Disassembling body and housing for rewiring



Note:a continuity test shall be made to ensure that the correct terminations have been made after field wiring.

Package Specification

	Packing Material	Carton Size (mm)	Packing Contents	Quantity (PCS/Carton)
Standard Carton	Carton	460X340X250		200
MPQ	PE	120X80		----

Contacting info.

Exceedconn 丰年科技
互连解决方案专家

Suzhou Exceedconn Technology Co.,Ltd
 Add: No.26 Chuangtou Industrial Fair, SIP, Suzhou, China
 215122
 Tel: (86) 512 62930971
 (86) 512 62930972
 Fax: (86) 512 62930975
 E_mail: yu.gao@exceedconn.com
 Http://www.exceedconn.com